


# Fibrous Joints

3

1. = between skull bones  
immovable
2. = between teeth & jaw  
bones - immovable
3. = fibrofibular at distal  
end - amphiarthrotic



DO NOT REMOVE

- ## Function Classification
1. = immovable
  2. = semi-movable
  3. = freely movable

- ## Structural Classification
1. = fibrous conn. tissue  
no synovial cavity
  2. = H & F. no synovial  
cavity
  3. = synovial cavity

# summary on back

# JOINTS

## CHA P9 Articulation

p. 1-4 Bugstman



p. 2-4

|   |                   |               |
|---|-------------------|---------------|
| synarthrotic                              | gomphosis         | fibrous       |
| syndesmoses                               | sutures gomphosis | cartilaginous |
| symphysis                                 | synchondrosis     | synovial      |
| pivot hinge<br>ball & socket<br>candyloid | X                 | X             |


1. Synarthrotic
2. Amphiarthrotic
3. Diarthrotic

1. Fibrous
2. Cartilaginous
3. Synovial

### 1. Sutures

### 2. Gomphosis

### 3. Syndesmoses



### Special Movement

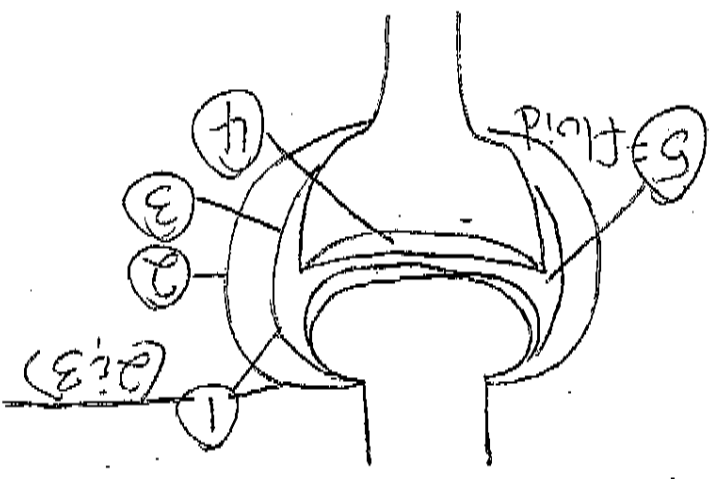
1. cup vs. down
2. cost vs. in
3. solesin vs. soles out
4. palms down vs. palms up
5. feet up vs. feet down

### Joint Movements: Muscles

1. decrease angle
2. increase angle
3. move away from body
4. move towards body
5. cone in circles #1-4
6. spin around

### Synovial Joint Types

1. nonaxial (ie. carpal)
2. monoaxial (F/E)
3. monoaxial (R)
4. biaxial (F/E, Ab/Ad)
5. triaxial (F/E, Ab/Ad, R)



Synovial Joint: Structures

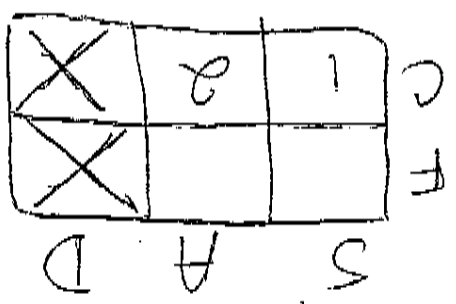
1. hyaline cartilage, synarthrotic (ie. epiphys plate)
2. epiphyseal lin
3. fibrocartilage
4. amphiarthrotic

- 7
- 1 Flexion
  - 2 Extension
  - 3 Abduction
  - 4 Adduction
  - 5 Circumduction
  - 6 Rotation

- 8
1. Elevation/Depression
  2. Protraction/Retraction
  3. Inversion/Eversion
  4. Pronation/Supination
  5. Dorsiflexion/Plantarflexion

p.4-4. Synchondroses

- a. Synostosis
2. Symphysis



1 Articular Capsule

2 Fibrous Capsule

3 Synovial Membrane

4 Articular Cartilage

5 Synovial Fluid

1. Planar (gliding)

2. Hinge

3. Pivot

4. condyloid

5. Ball & Socket

